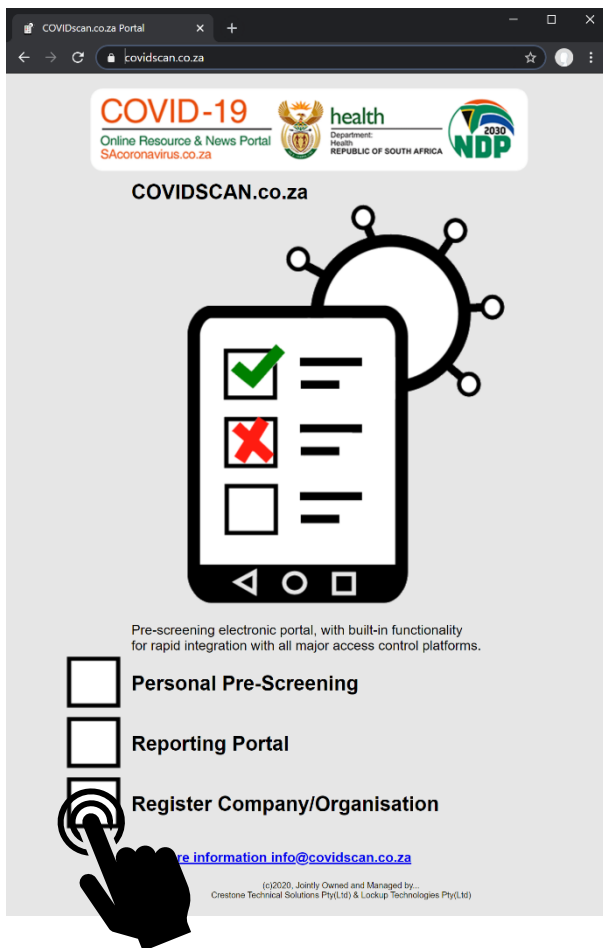


Prevent bottlenecks with **contactless** employee and visitor **pre-screening administration** while complying with **record keeping** as per government COVID-19 regulations and recommendations.

Effectively cultivating a responsible and healthy environment.

COVIDscan.co.za Main Page



On the main page you can choose between:

Personal Pre-Screening
This option takes you to the pre-screening **questionnaire** where you need to complete and submit your **daily questionnaire**



Reporting Portal
This option takes you to the reporting portal where you can **retrieve** a Personal or Company **report**



Register Company/Organisation
This option takes you to the **application form** where you can apply to get COVIDscan.co.za for your company/organisation



Personal Pre-Screening

COVID-19
Online Resource & News Portal
SAcoronavirus.co.za

health
Department of Health
REPUBLIC OF SOUTH AFRICA

2020 NDP

Personal Pre-Screening

ID / Passport number
9004110000777

Name
Jo**

Surname
Nk**

Mobile number
08*****67

Email address
In**@*****.*****

[Yes] or [No] Complete the following questions by selecting the relevant option

Do you sanitize your hands regularly?

Have you had a rash on your skin, or discolouration of fingers or toes in the last 14 days?

Have you had close contact with or cared for someone diagnosed with COVID-19 within the last 14 days?

Have you had a rash on your skin, or discolouration of fingers or toes in the last 14 days?

QUICK EASY & EFFICIENT PRE-SCREENING

- TOUCHLESS PRE-SCREENING
- ANYWHERE ANYTIME
- REGULATION COMPLIANCE
- ELIMINATE ENTRANCE BOTTLENECKS

I affirm and certify that all the information and answers to the questions herein are complete, true and correct to the best of my knowledge and belief. While based upon the guidelines and recommendations of the NICD, this content

Submit

COVID-19
Online Resource & News Portal
SAcoronavirus.co.za

health
Department of Health
REPUBLIC OF SOUTH AFRICA

2020 NDP

Personal Pre-Screening Submission

Reference Number - 900411590320026

John Nkosi
9004110000777
Duration - 32 seconds
Valid for - 2020/05/24
Result - Low Risk

PRESENT QR CODE UPON ENTRANCE

- PRE-SCREENING REFERENCE NUMBER OR CODE
- SAME DAY VALIDITY AT MULTIPLE PARTICIPATING SITES

Enter your personal details at the top.

You'll only have to do this the **first time**, after that only enter your **ID number** and the system will **autofill** the rest.

Your information is **secured** by only showing certain characters and **sensoring** the rest.

You can rest assured that the data you enter is stored and secured with the **latest encryption technologies**.

Questionnaire
Answer the questions by tapping on **Yes** (left) or **No** (right). A green tick (yes) or red cross (no) will appear.

Submission
Once you have answered all the questions, click on the **Submit button** at the bottom of the page.

Results
Your results are **shown** to you on screen and **sent** to the **email** you provided.

Reporting Portal

Select whether you want a report for Private Person or Company/Organisation

Private Person

- Enter your **ID/Passport number**
- There is **no need to change the date range**, you will automatically receive a report for the past two days.
- Select **'Show All'**
- Tap **'Request Report'** button
- Your **report** will be **emailed** to you

Company/Organisation

- Enter the **Company Code**
- Choose the **Start (from) date** of the report
- Choose the **End (to) date** of the report
- Select **which records** you would like to **request**: All, only Employees or only Visitors
- Tap the **'Request Report'** button
- The report will be **emailed** to **responsible person** provided on the application form.

Application Form

COVID-19
Online Resource & News Portal
SAcoronavirus.co.za

health
Department of Health
REPUBLIC OF SOUTH AFRICA

NDP
2020

Application Form

Company/Organisation School

Company/Organisation/School
Registration/EMIS number*

Name*

Physical Address*

Contact number*

Website

* Required Fields

Responsible Person
ID number*

Name*

Contact number*

Email address*

* Required Fields

Reporting Details
Report Heading*

Email*

* Required Fields

QR Code Scanning Device
Device 1 Details*

Device 1 Mobile number*

Device 2 Details

Device 2 Mobile number

Device 3 Details

Device 3 Mobile number

* Required Fields

ACCESS CONTROL INTEGRATION & AUTOMATIC SENSING READY
* ARRAY OF SCANNING AND TEMPERATURE CAPTURE OPTIONS ON ANDROID DEVICES OR WINDOWS PC

By clicking on the submit application button I confirm that the information contained in this application is accurate, true and correct and I warrant that I am duly authorised to do so on behalf of the company/organisation.

Submit Application

(c)2020, Jointly Owned and Managed by:
Crestone Technical Solutions Pty(Ltd) & LookUp Technologies Pty(Ltd)

Select whether you want to complete the application form for a company/organisation or school

Company/Organisation/School

Complete the required fields with the **business information**.



Responsible Person

Complete the information for the **Covid-19 representative** at the business.




Reporting Details

Complete the information for the **person** who will be receiving the **result reports**. Example of a typical Report Heading would be the Business name and branch.



QR Code Scanning Device


Enter the details of the **device(s)** that will be used to **scan** the **personal screening QR code results upon arrival** to complete the admission process.



Scanning App can be downloaded from

<https://www.covidscan.co.za/COVIDscan1.apk>

Access Control Screening Procedure



Employee/visitor/scholar arrives at business entrance and presents themselves to the security officer/receptionist.



They present their pre-screening QR-code or their Smart ID card/student card to the security officer/receptionist who scans it with their device which has a dedicated app for this purpose.



Note: If there are any problems with the app on the security officer/receptionist's device – please send the code of the device at the bottom of the scan page e.g. Samsung-SM-N960F-414b1c72fc25fca48

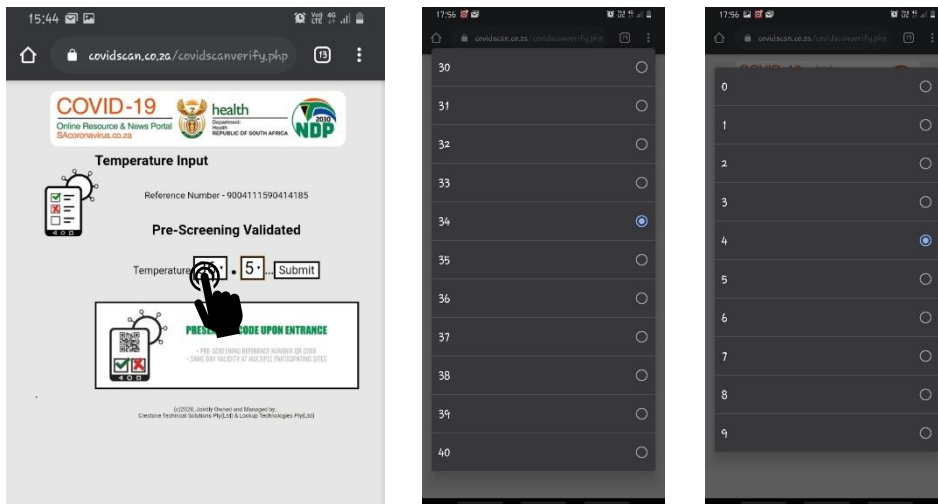
Upon scanning the QR-code, the security officer/receptionist will be presented with one of two screens –

1. If the person presenting themselves filled in the questionnaire on that morning the security officer/receptionist will see a **Pre-Screening Validated** message where the temperature can be captured.
2. If the person presenting themselves uses a QR-code from a previous day, the security officer/receptionist will see a **Pre-Screening Expired** notification.



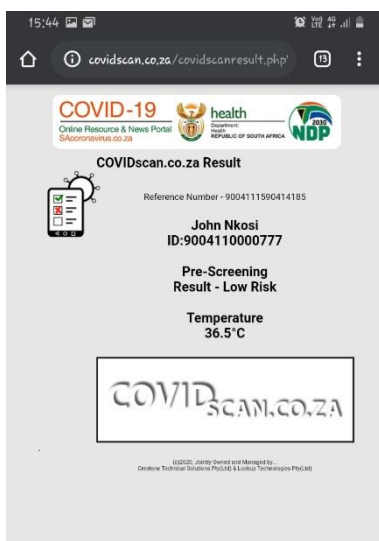
The **process** of capturing the **temperature** is designed to be as **intuitive** as possible.

Simply tapping on the **temperature buttons** opens a **drop down list** so no manual typing is required.



Once the security officer/receptionist taps on the 'Submit' button, they **receive** the **final results** that shows the **pre-screening result** and the **captured temperature**.

Company policy should then **dictate** whether the person requiring entry should be **admitted** or **not**.



To implement COVIDscan.co.za and/or for **more information**, contact info@covidscan.co.za

For **technical assistance**, contact support@covidscan.co.za

